

21X MF 



Mochen Dental Recording system

Shenzhen Mochen Technology Co.,Ltd.

Movable version



Model LED-10

Mochen dental recording system

Model DCR-480



Model DCR-1




C e i l i n g v e r s i o n



Mochen dental recording system

Wall-mounted version

Model : DCR-1



Model : DCR-480



Model : LED-10

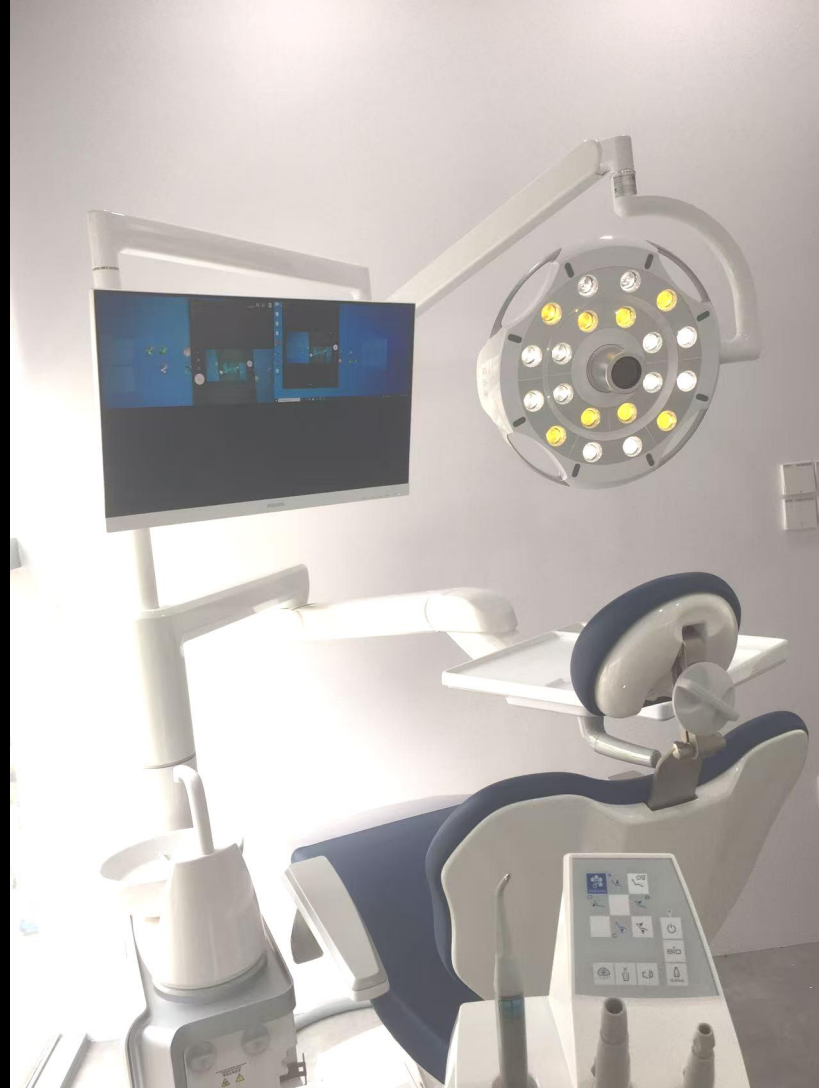


Chair-mounted version

Model : DCR-1

Model : DCR-480





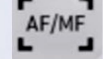







Model : LED-10












Ultra-HD imaging | multifunctional

M O C H E N D E N T A L R E C O R D I N G S Y S T E M



- ▶ Record 
- ▶ Take photos 
- ▶ Zoom in Zoom out 1x ⇌ 30x 
- ▶ Rotate the screen 180 ° 
- ▶ Auto focus / Manual Focus 
- ▶ Turn on / off the light 
- ▶ Reduce the brightness 
- ▶ Increase the brightness 
- ▶ HD recording box menu selection 
- ▶ Select the captured photos 
- ▶ Select the recorded videos 
- ▶ Delete 




- ▶ Adjust the focus away from the direction of the light 
 - ▶ Adjust the focus towards the direction of the light 
 - ▶ Increase the exposure 
 - ▶ Reduce the exposure 
 - ▶ Adjust the white balance 
 - ▶ Back to setting menu 
 - ▶ Play /Pause the video 
 - ▶ Setting Menu 
 - ▶ Turn off /on the camera sound 
- Handheld Remote control functions



Mochen Dental Recording system

Six Reasons to Love



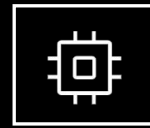
optical zoom
1x.....20x 30x



Ultra-HD
1080P / 4K




Integration design
Lighting system+ record system




Ultra-accurate focusing
Auto focus + Manual focus



Lossless output
HDMI Output
TO PC Output
MIC LINE IN /OUT
supports RTSP protocol
External storage interface(USB)



Coaxial illumination
and imaging
providing a shooting
angle that better
matches clinical practice



Auto Focus + Manual Focus

The Mochen dental recording system delivers both clinical stability and imaging convenienc

Auto Focus + Manual Focus

Enjoy fast, stable focusing without constant adjustments. Clearer images mean smoother teaching, live streaming, and case recording, while the user-friendly design helps beginners get started with ease

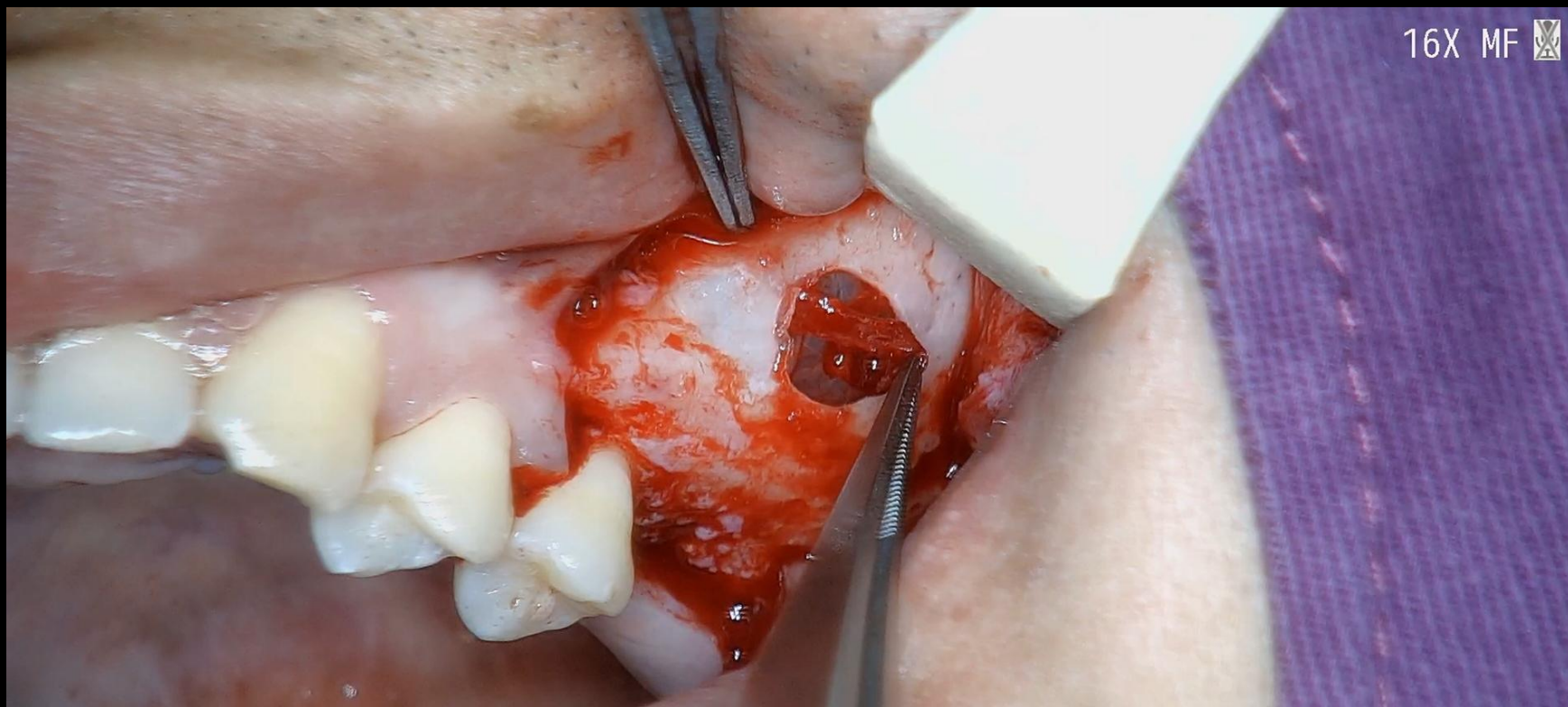
With MOCHEN' s manual focus mode, the focus stays locked, eliminating image jumps and ensuring steady, precise microscopic operation

A special process

Coaxial

M o c h e n d e n t a l r e c o r d i n g s y s t e m

Coaxial lighting and recording ensure a shooting angle that aligns more closely with clinical needs





Mochen dental recording system

Integration Design

More than just a microscope or a surgical light, the Mochen Dental Recording System unifies a shadowless lamp, ultra-HD camera, auto/manual focus, and a full imaging output port into one seamless device



Stronger

Stronger imaging capability



Better

a shooting angle that better
matches clinical practice



Faster

faster focusing
(Auto focus + Manual focus)



Mochen Dental Recording system

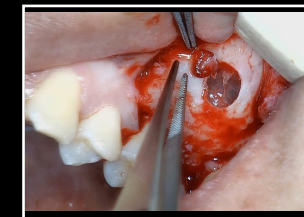
LIVE

Optical Zoom 1x-30x

Enjoy an ultra-fluid , immersive visual experience.

1080P

4K





Implant dentists

Periodontists

Prosthodontists

Oral surgeons

Dental assistants

Mochen Dental Recording system does not require dentists to change their operating habits and is suitable for all departments (Using a microscope requires specialized training, whereas Mochen Dental Recording system can be used immediately)

The Mochen dental recording system is an all-in-one device ideal for daily clinical practice, teaching, and case documentation, enabling dentists who do not use a microscope to still obtain high-quality imaging.

For implant clinicians, the main drawbacks of using a microscope include a restricted field of view, the need to stay attached to the eyepiece, constant refocusing, and disruptions to the surgical rhythm

“The advantages of

Mochen Dental Recording system are:

- ☑It is used just like a standard surgical light, yet it delivers microscope-level image recording.
- ☑It does not interfere with the surgical workflow. With coaxial illumination and imaging (the light shines where the camera captures),
- ☑it provides a critical advantage in implant surgery rooms:
- ☑a natural shooting angle,
- ☑no need for additional camera adjustments, and images that match the clinician’s line of sight. This is something a microscope cannot achieve.”

The Mochen dental recording system is the optimal configuration for implant surgery rooms

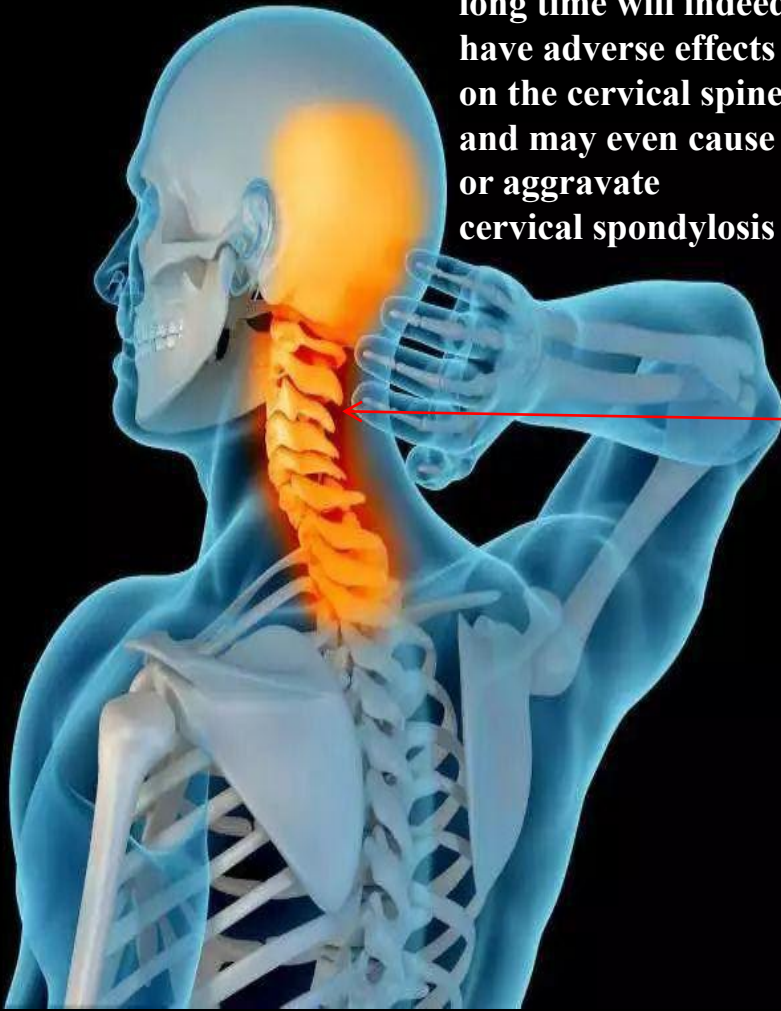


MOCHEN vs. Microscope vs. Surgical Light (Core Comparison)

Description	Surgical Light	Microscope	MOCHEN Dental Recording system
Magnification	X	★ ★ ★ ★	★ ★ ★ ★ ★
Auto Focus	X	X	★ ★ ★ ★ ★
Manual Focus	X	★ ★ ★ ★ ★	★ ★ ★ ★ ★
Focus Stability	X	★ ★ ★ ★ ★	★ ★ ★ ★ ★
ultra-high-definition imaging	X	★ ★ ★ ★	★ ★ ★ ★ ★
Color accuracy	X	★ ★ ★ ★ ★	★ ★ ★ ★ ★
Teaching/Live streaming	X	★ ★ ★	★ ★ ★ ★ ★
Ease of use	Easiest	Requires training	Easy
Focus adjustment frequency	None	High (manual)	Low (automatic) more convenience
Field of view	Large	Small	Large
Cost-effectiveness	Low	Highest	Medium
Applicable Scenarios	Basic lighting	Endodontic treatment and microsurgical procedures	Restorative dentistry Implant dentistry General dental procedures



Working with your head down for a long time will indeed have adverse effects on the cervical spine and may even cause or aggravate cervical spondylosis

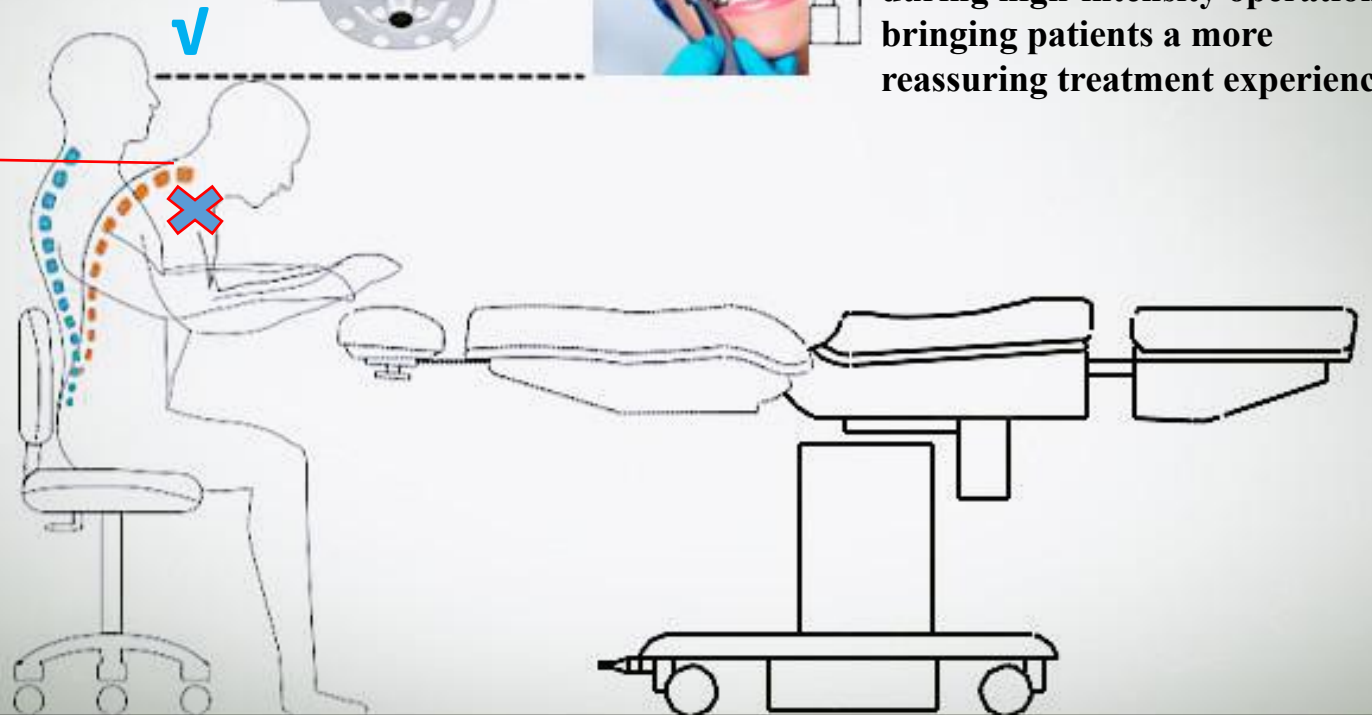


Working in a high-intensity, close-range, and continuously focused environment for a long time can easily lead to visual fatigue.

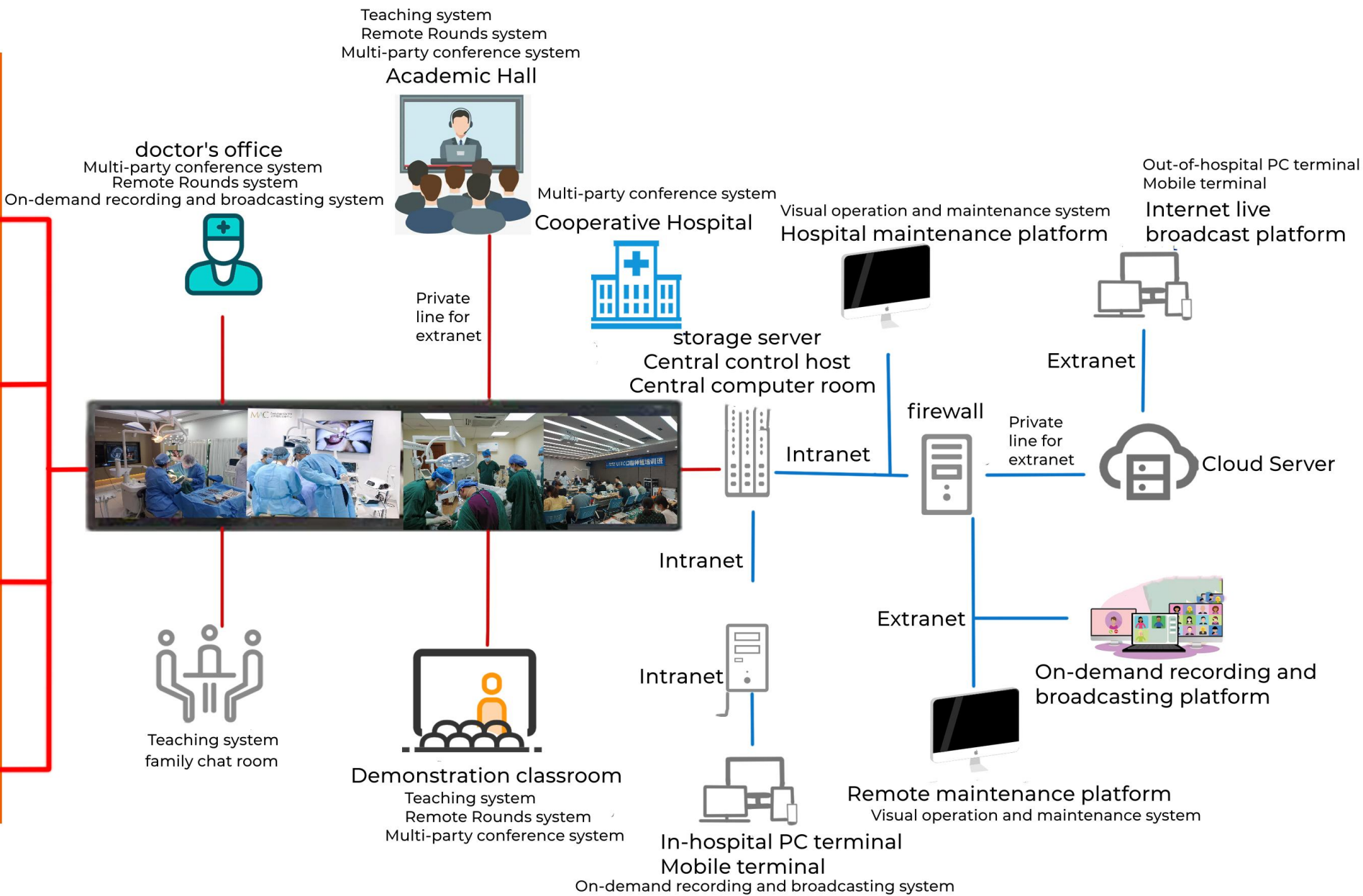
Mochen Dental Recording system(LED-10)



The Mochen dental recording system is not only a device, but also a guardian of doctors' working posture. It helps doctors maintain stability, precision, and comfort during high-intensity operations, bringing patients a more reassuring treatment experience.



Comprehensive digital dental solutions with Mochen dental Recording system





Application :Surgery

Model : LED-10

Mochen dental recording system in dental implant surgery

Mochen Dental Recording System 3-in-1 Integration

Helping you save on the overall procurement costs

of :

microscope☑

Surgical light☑

video camera☑

The Mochen Dental Recording System offers several advantages when used in dental implant procedures, especially for clinics aiming to enhance precision, documentation, and patient communication. Here's a summary of its key benefits:

Advantages in Dental Implant Applications

Enhanced Visibility and Accuracy Combines a high-resolution camera with a safe, shadowless light source to illuminate the surgical field clearly—helping clinicians visualize fine structures and subtle tissue changes during implant placement.

Real-Time Recording and Documentation Enables HD video recording and photography during procedures, which supports clinical documentation, patient education, and legal compliance.

Integrated Design The 3-in-1 system replaces the need for separate microscopes, surgical lights, and cameras—saving costs and simplifying setup.

Zoom and Focus Capabilities Offers optical zoom up to 30x and both manual and auto focus, allowing clinicians to adjust clarity and detail as needed.

Streaming and Sharing Supports HDMI and RTSP streaming protocols, making it easy to share procedures with colleagues or trainees in real time. **Educational Value** Facilitates training and collaboration by providing clear visual records of implant procedures, which can be used for teaching or remote consultation.






Application: Education
Model : DCR-1,LED-10

Mochen dental recording system use in HKUDentistry, MOI(Master in Oral Implantology)

Mochen Dental Recording System 3-in-1 Integration
Helping you save on the overall procurement costs

of :
microscope
Surgical light
video camera



© Modern educators utilize tools that help them to convey complex messages in easily understandable format. Real videos from the dentists' viewpoint explain more than any words and illustrations.

© They can be shared and repeated as many times as needed - until a dentist or a student has learned the subject.

© Enhancing the learning and training opportunities for surgeons and medical students by allowing them to review and analyze the recorded videos or watch live video



Application: Communication

Model : LED-10

Mochen Dental Recording system Improve doctor-patient communication

Mochen Dental Recording System 3-in-1 Integration

Helping you save on the overall procurement costs

of :

microscope

Surgical light

video camera

© Reassuring your patients by focusing on them and their situation;

© Showing and explaining what you see and do ;

© Involving your patients fully in the treatment decisions.

© Storing and sharing videos and pictures for further use.





Application: Training

Model : DCR-1

Mochen dental recording system in bone augmentation training

Mochen Dental Recording System 3-in-1 Integration

Helping you save on the overall procurement costs

of :

microscope

Surgical light

video camera

© Authentic videos and images show exactly what you see, do and mean ; Concrete visual cases interest and inspire students and other professional audiences; Own dental videos and images are easy to shoot, store and share ; Secure digital workspaces provide an excellent ground for modern professional education Recording videos and taking still images during the dental Work





Application :academic

Model : DCR-480

Mochen Dental Recording system in academic communication

Mochen Dental Recording System 3-in-1 Integration

Helping you save on the overall procurement costs

of :

microscope

Surgical light

video camera

© Teaching how to approach and tackle complicated oral health problems and situations is a challenging task.

Professional educators know that usually the short moments of a lecture are not enough for students to absorb the huge amount of new information. However, great learning results can be achieved today by innovative use of the educator's own video cases.





Application : Exhibition *demonstration

Model : LED-10

Mochen dental recording system use in Teeth whitening demonstration in exhibition

Mochen Dental Recording System 3-in-1 Integration

Helping you save on the overall procurement costs

of :

microscope

Surgical light

video camera



© Visitors can interact with the recording systems, providing a hands-on experience. This interaction helps in understanding the practical applications and ease of use of the technology or product can lead to direct sales and long-term business relationships.



More Application Cases : General surgery , Orthodontic, Maxillofacial surgery, Mucogingival surgery, Pediatric Dentistry, Periodontal surgery; Root canal therapy; Dental periapical surgery, etc

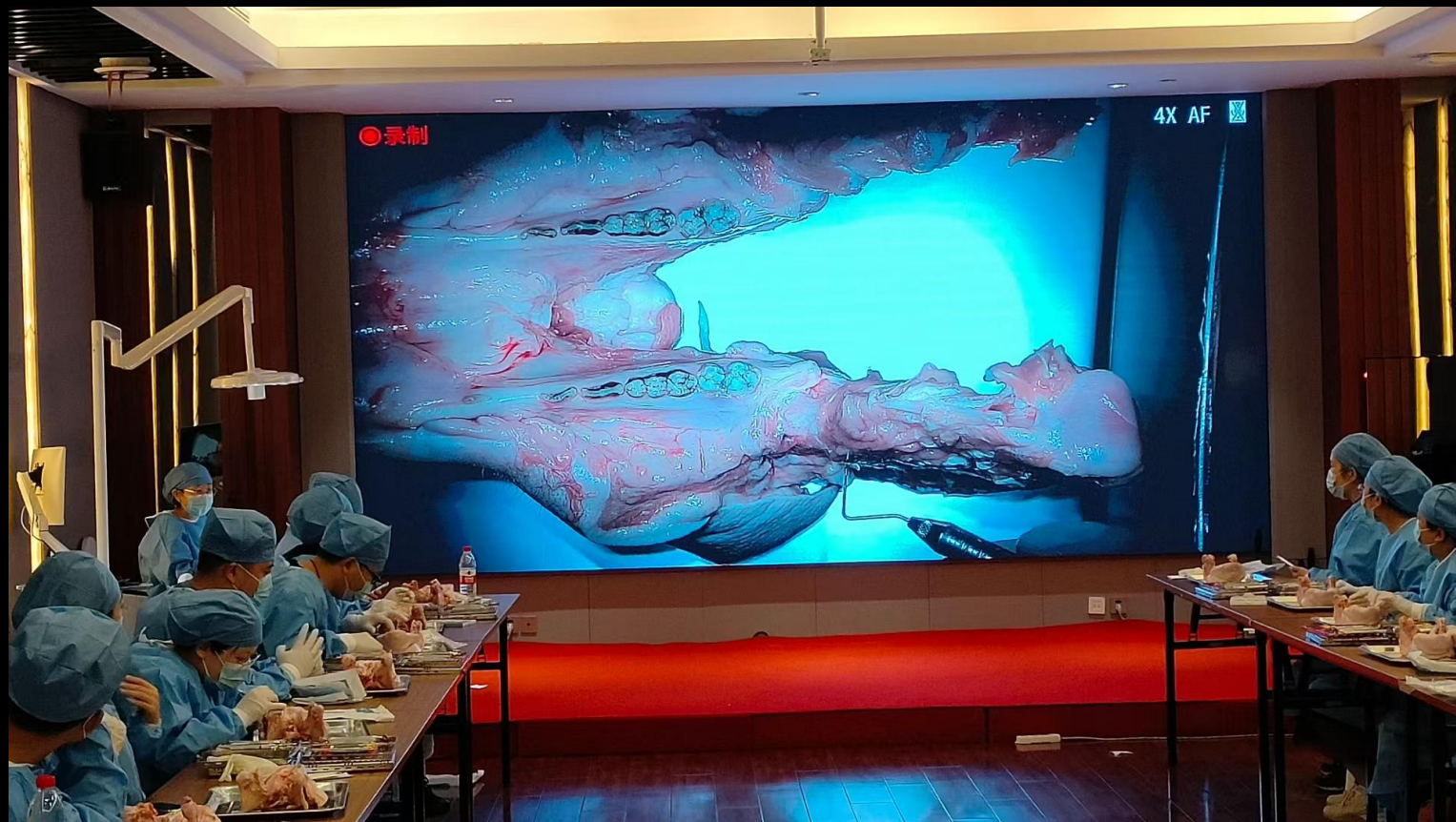
Mochen Dental Recording System 3-in-1 Integration
Helping you save on the overall procurement costs

of :
microscope
Surgical light
video camera



Professional dental imaging

M o c h e n D e n t a l R e c o r d i n g s y s t e m



shenzhen Mochen Technology Co.,Ltd.

502 Bldg8,Lianchuang Science and Technology Park,No.21,Bulan Road ,
South Bend Street,Longgang District-518112,Shenzhen,China

enidwray_manufacturer@outlook.com; whatsApp (+86)13603066591